

# PHILADELPHIA








MEET  
THE EAST  
COAST  
CITY THAT  
SPEAKS  
FOR  
ITSELF.



A vertical banner on the left side of the image, featuring a semi-transparent blue overlay. The background shows a view of the Philadelphia skyline from across a river, with a bridge in the foreground. The text 'MEET THE COAST CITY THAT SPEAKS FOR ITSELF.' is written in white, bold, sans-serif capital letters, stacked vertically and slightly offset to the right.

# MEET THE COAST CITY THAT SPEAKS FOR ITSELF.

A wide-angle photograph of the Philadelphia skyline under a clear blue sky. The city is viewed from a distance, showing a dense cluster of skyscrapers and buildings. In the foreground, there is a lush green park with trees showing autumn foliage in shades of yellow and orange. A bridge is visible in the lower left corner.

Where underdogs are best in breed and the salt of the earth has a kick. Where you scarf down cheesesteaks one night and gourmet cheese boards the next. Where fine art mixes with street art and street smarts meet smart smarts. Where innovation is a given and ingenuity, unstoppable.

Philadelphia:  
we're more than the birthplace of our nation.  
We're home to your next event.

**You in?**



# GET HERE EASY.

Get  
around  
easier.

..... Navigating by foot is a cakewalk.

We're one of the world's most walkable cities thanks to founder William Penn's smart, simple grid street design.



## PHILADELPHIA

The most conveniently  
accessible city in  
the Northeast.

900+

daily non-stop domestic and international flights in/out of Philadelphia International Airport, an American Airlines hub

20  
minutes

from Philadelphia International Airport to the Pennsylvania Convention Center (PCC) via SEPTA Regional Rail trains, running twice an hour, 4am to 12am

160+

Amtrak trains operating through 30th Street Station Monday through Friday—plus 80+ trains on Saturday and Sunday

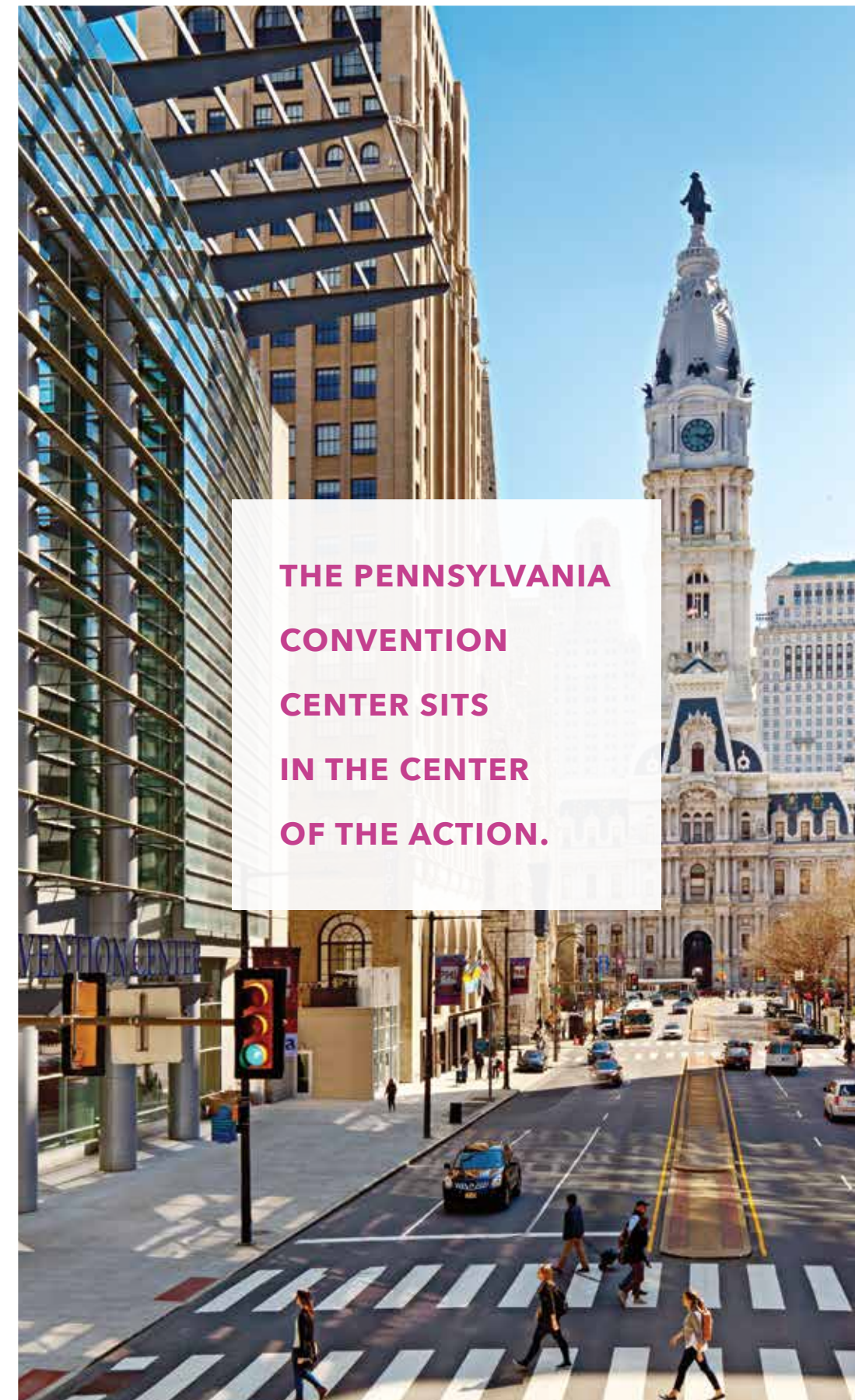
60+

trains to and from Philadelphia International Airport a day

20  
minutes

by taxi to cover the 7 miles from Philadelphia International Airport to Center City Philadelphia

THE PENNSYLVANIA  
CONVENTION  
CENTER SITS  
IN THE CENTER  
OF THE ACTION.





# OUR CENTER'S JUST STEPS AWAY FROM:

- 100 off-site venue options, spaces for 50 to 4,000 guests
- 1,000+ food establishments, 400+ outdoor cafes
- 13,500+ hotel rooms at every price point

## Reading Terminal Market

Nibble your way through 80+ restaurants and merchants at America's original farmers' market.

## The Franklin Institute

Explore the hands-on science museum—and its inventive event space—inspired by Benjamin Franklin.

## City Hall & Dilworth Park

Check out our city's French-inspired architectural centerpiece and accompanying public park, a unique off-site event space.

## Love Park

Say "cheese" in front of our famous picture-perfect LOVE statue.

## Philadelphia Museum of Art

Follow all 72 of Rocky's steps. Then marvel at the cultural pulse of the city: the world-class Philadelphia Museum of Art, an amazing off-site venue.

## Independence Hall

Free history lesson, anyone? See where America's Founders signed the Declaration of Independence.

## Liberty Bell

See the world-renowned symbol of American independence, free of charge.

## Fashion District

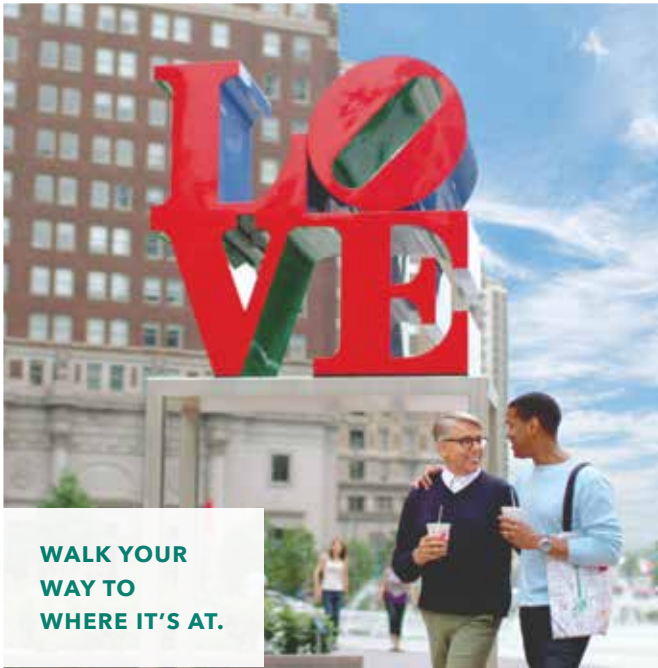
Get clothes. Get eats. Get your kicks. All in downtown Philadelphia's new premier shopping destination, featuring go-tos like Nike, Columbia, AMC Theatres and City Winery.

## East Market

Discover this refreshed hub for shopping, dining, living and entertaining.

## The African American Museum in Philadelphia

Study the exhibits of our nation's first institution dedicated to the lives and works of African Americans.



GO BIG DAY  
OR NIGHT...  
OR ALL  
WEEKEND.

CHECK OUT  
THE MOST  
PUBLIC ART OF  
ANY U.S. CITY.



# OUR HOSPITALITY COMES WITH HUSTLE.

## Two partners. One dream team.

The dedicated professionals of the Philadelphia Convention & Visitors Bureau and Pennsylvania Convention Center work hand-in-hand to bring your big ideas to life. Our collaboration gives you:

- Turnkey-yet-customized experiences
- Cost transparency
- Community connections through three business development divisions—PHL Diversity, PHL Life Sciences and PHL Sports

## Next-level leadership and expertise: ASM Global brings it.

Through managing over 300 facilities worldwide—including the Pennsylvania Convention Center—ASM Global has the industry experience to leverage best practices. That means:

- Trusted relationships within the industry
- Efficient and cost-effective event operations
- Exceptional gatherings



## SET YOUR BAR HIGH. WE'RE HIGH-TECH.

### Count on award-winning IT pros.

Tap our network-certified team, available **24/7**.

### State-of-the-art meets state-of-the-awesome.

**Cat6** cabling and wireless access points throughout the building.

### We've got the bandwidth.

A whopping **10 GB** for optimum speed and scalable delivery, to be exact. That's enough for multiple devices per attendee.

### Brands and sponsors, amplified.

Spotlight yours with dynamic video walls and our digital signage network.

### We pull out all the stops.

As members of the International Alliance of Theatrical Stage Employees (IATSE), our technicians are trained to deliver best-in-class event production services.



# FLEXIBLE WORK RULES RULE.

Progressive work rules and streamlined services provide our customers with the independence they need, resulting in greater cost efficiencies and a better overall customer experience.



Full-time employees of the exhibiting company have the freedom to set up and tear down displays\*, hang signage and install non-rented\*\* A/V equipment **without booth size limitation.**



Place, move and remove your own easels, signs and poster board materials.



Open boxes, stock shelves, set up, plug in, hang up and freely distribute your non-bulk products and literature within your designated area.



Use your own dollies, luggage carriers, non-hydraulic carts and two-to-four wheel hand trucks.



Use your own power tools and ladders (up to 6 feet) to set up and tear down exhibits.



Drive your personally owned vehicle (POV)\*\*\* right up to our docks to unload.

\* As long as there is not an Exhibitor Appointed Contractor for the booth setup/dismantle  
\*\* For non-public use only  
\*\*\* Non-commercial registered vehicles qualify

To provide the best possible experience, our Customer Satisfaction Agreement has been enhanced. These work rules have been extended through May 2029.

For more details, please go to [PAconvention.com](https://PAconvention.com) or call 215-418-4900.

## Big idea? On it. Little details? On those, too.

### We pledge to provide:

- **Effective management** dedicated to transparent, accountable and professional event oversight
- **Independence and flexibility** for our exhibitors
- **Self-promotion opportunities** for show managers
- **A supportive team** of customer-focused show labor partners—ones who know no detail is too small
- **A skilled workforce** specially trained in hospitality services



# REASONS TO BOOK THE PENNSYLVANIA CONVENTION CENTER? THERE'S A NUMBER.

## TOTAL SALEABLE SQUARE FOOTAGE: Over 1 million sq ft

### EXHIBIT HALL SPACE

Number of Halls:	7
Main Level sq ft:	528,000 (contiguous)
Street Level sq ft:	151,000
Total Square Footage:	679,000

### BALLROOM SPACE

Terrace Ballroom sq ft:	55,408
Ballroom AB sq ft:	31,512
Total Square Footage:	86,920

### MEETING ROOMS

Total Number:	82
Total Square Footage:	240,542

### GRAND HALL

Total Square Footage:	34,960
-----------------------	--------

## Not to mention...

- Plenty of natural light
- Displays of local artwork
- Engaging architecture
- An intuitive, easy-to-navigate layout (just like the city)
- Free high-speed Wi-Fi in all public areas
- On-site business center
- Mamava nursing stations
- Connectivity to Aloft Philadelphia Downtown and Philadelphia Marriott Downtown





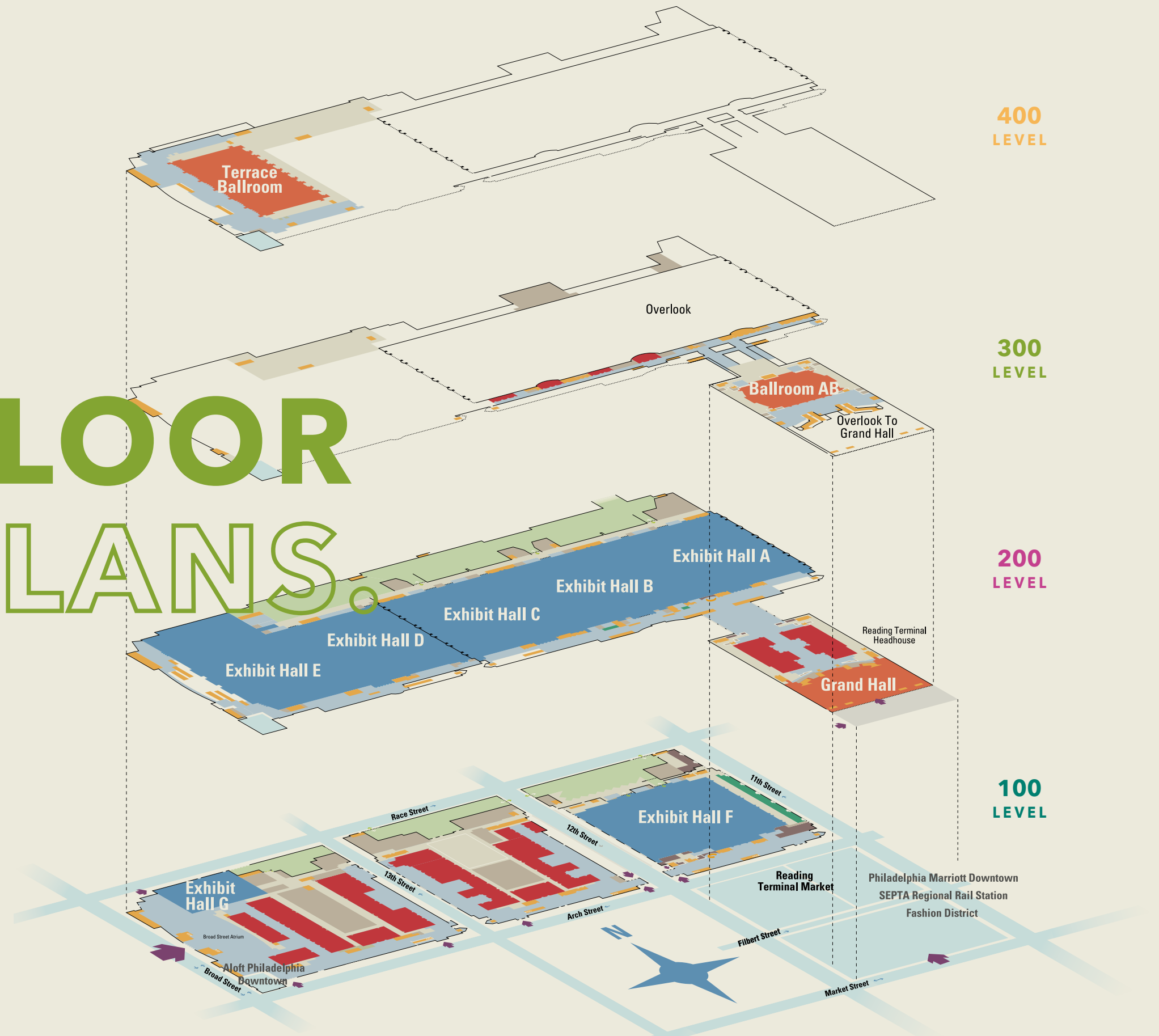
# TALK ABOUT GOOD- NATURED SUSTAIN- ABILITY.

Our hospitable, employee-led Green Team finds innovative ways to implement best practices and actively manage the carbon footprint of our Center—including its LEED® gold-certified expansion.

## What to expect:

- Auto shut-off water faucets
- Motion sensor LED lighting
- Cleaner cleaning products
- Sustainable food & beverage materials
- Refillable water stations
- An energy-efficient HVAC system
- Recycling bins everywhere

# FLOOR PLANS.





BROAD STREET

PLAN FOR  
SUCCESS  
FROM THE  
GROUND UP.





# MICHAEL A. NUTTER THEATRE, READY TO PERFORM.



This upgraded multi-purpose space boasts:

- 600 fixed-seat capacity
- Stewart Firehawk G4 film screen
- 4K cinema projector
- 7.1 surround sound
- ADA accessibility

100 LEVEL MEETING ROOMS								
Meeting Room	Gross sq ft	Width	Length	Ceiling Height	Banquet	Class Room	Theater	Hollow Square
100-A	450	18'	25'	11'	20	24	48	16
100-B	450	18'	25'	11'	20	24	48	16
101	450	18'	25'	11'	20	24	46	16
102-A	1,540	37'	38'	11'	90	72	162	40
102-B	770	18'	38'	11'	30	42	80	32
102-AB	2,146	58'	38'	11'	150	112	256	50
103-A	3,036	39'	76'	17'	180	168	378	64
103-B*	3,036	39'	76'	17'	160	152	353	70
103-AB	6,080	80'	76'	17'	340	376	775	75
103-BC	6,080	80'	76'	17'	340	376	775	75
103-C	3,036	39'	76'	17'	180	168	378	64
103-ABC	9,044	119'	76'	17'	560	600	1,060	80
104-A	986	29'	34'	11'	40	48	108	30
104-B	986	29'	34'	11'	40	48	108	30
104-AB	1,972	59'	34'	11'	100	124	238	56
105-A	802	19'	38'	13'	40	42	80	32
105-B	2,406	59'	38'	13'	150	144	272	70
105-AB	3,081	79'	38'	13'	210	192	368	72
106-A	825	19'	39'	11'	40	42	80	30
106-B	825	19'	39'	11'	40	42	80	30
106-AB	1,521	39'	39'	11'	90	84	180	40
107-A	802	19'	39'	13'	40	48	80	30
107-B	2,406	59'	39'	13'	150	144	272	70
107-AB	3,081	79'	39'	13'	180	192	368	72
108-A	3,165	45'	66'	17'	190	208	360	64
108-B	3,165	45'	66'	17'	190	208	360	64
108-AB	6,006	91'	66'	17'	380	368	726	88
109-A	802	19'	39'	13'	40	42	80	32
109-B	2,406	59'	39'	13'	150	144	272	56
109-AB	3,081	79'	39'	13'	210	192	368	72
110-A	825	19'	39'	11'	40	42	80	30
110-B	825	19'	39'	11'	40	42	80	30
110-AB	1,521	39'	39'	11'	90	84	180	40
111-A	802	19'	39'	13'	40	42	80	32
111-B	2,406	59'	39'	13'	150	144	272	70
111-AB	3,081	79'	39'	13'	210	192	368	70
112-A	986	29'	34'	12'	40	48	108	30
112-B	986	29'	34'	12'	40	48	108	30
112-AB	1,972	58'	34'	12'	100	120	238	56
113-A	3,036	39'	76'	17'	180	168	378	70
113-B*	3,036	39'	76'	17'	160	152	352	70
113-C	3,036	39'	76'	17'	180	168	378	70
113-AB	6,004	59'	76'	17'	340	376	651	75
113-BC	6,004	59'	76'	17'	340	376	651	75
113-ABC	9,044	118'	76'	17'	560	600	1,060	80

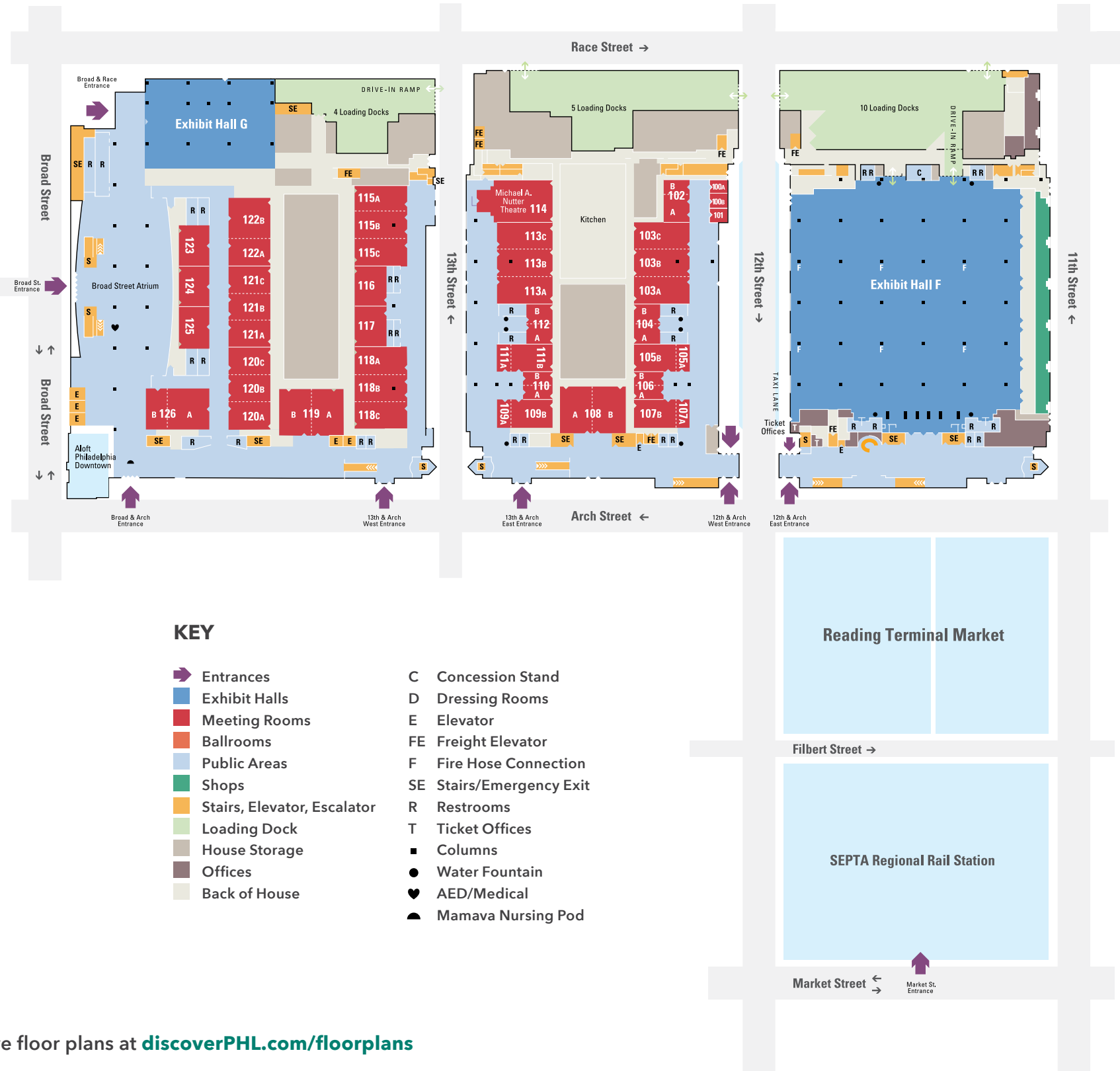
Capacities shown are maximum with no furniture or equipment.  
 These numbers do not account for A/V equipment or staging that may impact the capacity.  
 \* Rooms with columns



	100 LEVEL MEETING ROOMS								
Meeting Room	Gross sq ft	Width	Length	Ceiling Height	Banquet	Class Room	Theater	Hollow Square	
Michael A. Nutter Theatre	6,300	81'3''	58'6''	17' Low 21' High	600 Fixed-Seating		Stage 58'W x 14'D		
115-A	2,964	39'	76'	18'	180	156	360	64	
115-B*	2,964	39'	76'	18'	150	160	322	48	
115-C	2,964	39'	76'	18'	180	156	360	64	
115-AB	6,004	79'	76'	18'	260	320	656	75	
115-BC	6,004	79'	76'	18'	260	320	656	75	
115-ABC	9,044	119'	39'	18'	540	608	1050	80	
116	2,655	59'	46'	12'	150	192	280	56	
117	2,655	59'	46'	12'	150	192	280	56	
118-A	2,964	39'	76'	18'	180	156	360	64	
118-B*	2,964	40'	76'	18'	150	96	322	48	
118-C	2,964	39'	76'	18'	180	156	360	64	
118-AB	6,004	79'	76'	18'	260	320	656	75	
118-BC	6,004	79'	76'	18'	260	320	656	75	
118-ABC	9,044	76'	119'	18'	340	608	1050	80	
119-A	3,082	46'	67'	18'	190	184	340	64	
119-B	3,082	46'	67'	18'	190	184	340	64	
119-AB	6,164	91'	67'	18'	380	368	736	88	
120-A	2,379	39'	59'	18'	120	120	270	56	
120-B	2,379	39'	59'	18'	120	120	270	56	
120-C	2,379	39'	59'	18'	120	120	270	56	
120-AB	4,661	79'	59'	18'	240	280	546	75	
120-BC	4,661	79'	59'	18'	240	280	546	75	
120-ABC	7,259	119'	59'	18'	400	480	858	80	
121-A	2,379	39'	59'	18'	120	120	270	56	
121-B	2,379	39'	59'	18'	120	120	270	56	
121-C	2,379	39'	59'	18'	120	120	270	56	
121-AB	4,661	79'	59'	18'	240	280	546	70	
121-BC	4,661	79'	59'	18'	240	280	546	70	
121-ABC	7,259	119'	59'	18'	400	480	858	80	
122-A	2,379	39'	59'	18'	120	120	270	56	
122-B	3,600	39'	59'	18'	200	200	392	64	
122-AB	6,040	99'	59'	18'	320	320	672	88	
123	2,596	59'	43'	12'	150	140	280	56	
124	2,596	59'	43'	12'	150	140	280	56	
125	2,596	59'	43'	12'	150	140	280	56	
126-A	3,540	60'	59'	18'	200	200	420	64	
126-B	1,830	30'	59'	18'	100	88	224	56	
126-AB	5,428	92'	59'	18'	280	320	672	88	

100 LEVEL EXHIBIT HALLS										
Room	Gross sq ft	Width	Length	Ceiling Height	Columns	10 x 10 Exhibits	Banquet**	Theater	Max Door Size	Loading Docks
Hall F*	125,000	368'	340'	15' Low	60'	477	5,240	9,200	24' x 16'	8
Hall G*	26,000	190'	179'	14' Low	60'	82	1,080	2,200	24' x 14'	4
Broad Street Atrium	23,400	90'	260'	113'	N/A	N/A	N/A	N/A	N/A	N/A

Capacities shown are maximum with no furniture or equipment.  
These numbers do not account for A/V equipment or staging that may impact the capacity.  
\* Rooms with columns    \*\* Rounds of 10



See our interactive floor plans at [discoverPHL.com/floorplans](https://discoverPHL.com/floorplans)



# GRAND HALL. GRAND INDEED.

We've turned the historic Reading Terminal Train Shed into one stunning entrance. Originally built in 1892 and active until the 1980s, our Grand Hall is the only remaining Victorian train shed in America. Metal tracks still line the floor, and you can even see the original Station Master's Office.

## THE SOARING SPACE INCLUDES:

- Indoor access to Philadelphia Marriott Downtown, public transit and covered access to Reading Terminal Market
- Customizable LED lighting
- The largest suspended metal sculpture in the U.S.
- Inspirational, highly usable setting for event registration, reception and/or catering for up to 4,000



GRAND HALL								
Gross sq ft	Width	Length	Ceiling Height	Columns	10 x 10 Exhibits	Theater	Max Door Size	Loading Docks
34,960	152'	230'	90' low	N/A	N/A	N/A	7'10" x 7'9"	N/A

200 LEVEL EXHIBIT HALLS										
Room	Gross sq ft	Width	Length	Ceiling Height	Columns	10 x 10 Exhibits	Banquet**	Theater	Max Door Size	Loading Docks
Hall A *	135,000	370'	360'	30' low	120'	658	7,080	10,000	25' x 16'	14
Hall B *	90,000	370'	240'	30' low	120'	436	4,080	6,000	25' x 16'	8
Hall C *	90,000	370'	240'	30' low	120'	436	4,080	6,000	25' x 16'	6
Hall D *	109,000	294'	380'	29' low	120'	450	5,560	9,310	25' x 16'	8
Hall E *	104,000	221'	518'	29' low	120'	400	5,210	8,900	25' x 16'	5

200 LEVEL MEETING ROOMS								
Meeting Room	Gross sq ft	Width	Length	Ceiling Height	Banquet	Class Room	Theater	Hollow Square
201-A *	3,713	48'	79'	20'	200	200	408	64
201-B	2,891	49'	59'	20'	180	176	416	56
201-C *	3,713	49'	79'	20'	200	200	408	64
201-AB	7,426	100'	79'	20'	340	344	712	80
201-BC	7,426	100'	79'	20'	340	344	712	80
201-ABC	11,771	149'	79'	20'	560	576	1,224	90
202-A	1,450	24'	57'	16'	80	88	143	48
202-B	1,450	24'	57'	16'	80	88	143	48
202-AB	2,793	49'	57'	16'	160	160	360	56
203-A	1,450	24'	57'	16'	80	88	143	48
203-B	1,450	24'	57'	16'	80	88	143	48
203-AB	2,793	49'	57'	16'	160	160	360	56
204-A *	3,713	49'	79'	20'	200	200	408	64
204-B	2,891	49'	59'	20'	180	176	416	56
204-C *	3,713	49'	79'	20'	200	200	408	64
204-AB	7,426	99'	79'	20'	340	344	712	75
204-BC	7,426	99'	79'	20'	340	344	712	75
204-ABC	11,771	149'	79'	20'	560	576	1,224	80

BRIDGE OVER ARCH STREET
9,300 Sq. Ft.

Capacities shown are maximum with no furniture or equipment.  
These numbers do not account for A/V equipment or staging that may impact the capacity.  
\* Rooms with columns    \*\* Rounds of 10

EXHIBIT HALLS:

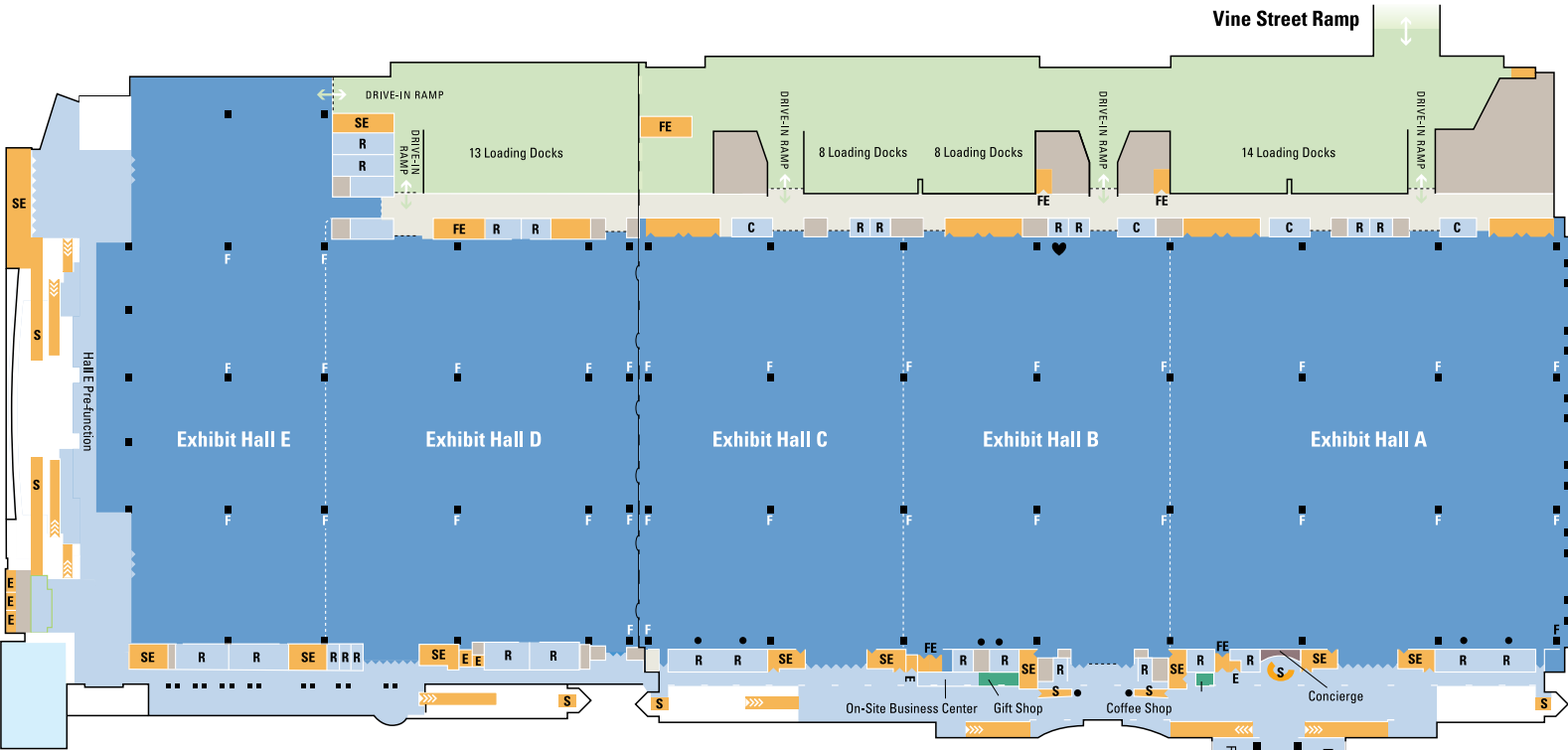
TAKING EVENTS TO THE NEXT LEVEL.

This showcase of 528,000 contiguous, flexible sq ft of space includes 43 loading docks above city traffic, allowing tractor-trailers to drive straight up to your second-story space.

Consider the windows overlooking Broad Street and the historic Pennsylvania Academy of Fine Arts a beautiful bonus.

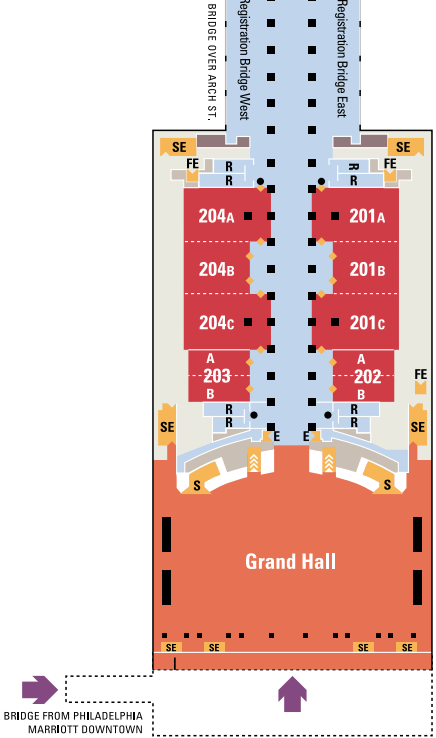
Exhibit Halls A-E feature:

- Higher-than-average floor weight allowances—up to 350 lbs per square foot
- Show offices that overlook Exhibit Halls A-C
- Restrooms
- First Aid room
- Meeting rooms with easy access via elevator
- 90-Watt incandescent lamps in clusters of four with dimmers on 30’ centers (Hall C)



KEY

- Entrances
- Exhibit Halls
- Meeting Rooms
- Ballrooms
- Public Areas
- Shops
- Stairs, Elevator, Escalator
- Loading Dock
- House Storage
- Offices
- Back of House
- C Concession Stand
- D Dressing Rooms
- E Elevator
- FE Freight Elevator
- F Fire Hose Connection
- SE Stairs/Emergency Exit
- R Restrooms
- T Ticket Offices
- Columns
- Water Fountain
- AED/Medical
- Mamava Nursing Pod



See our interactive floor plans at [discoverPHL.com/floorplans](https://discoverPHL.com/floorplans)





## BALLROOM AB WOWS EVERY WHICH WAY.



Typically used for general sessions, lunches and speakers, Ballroom AB overlooks the Grand Hall. What else makes this space so noteworthy?

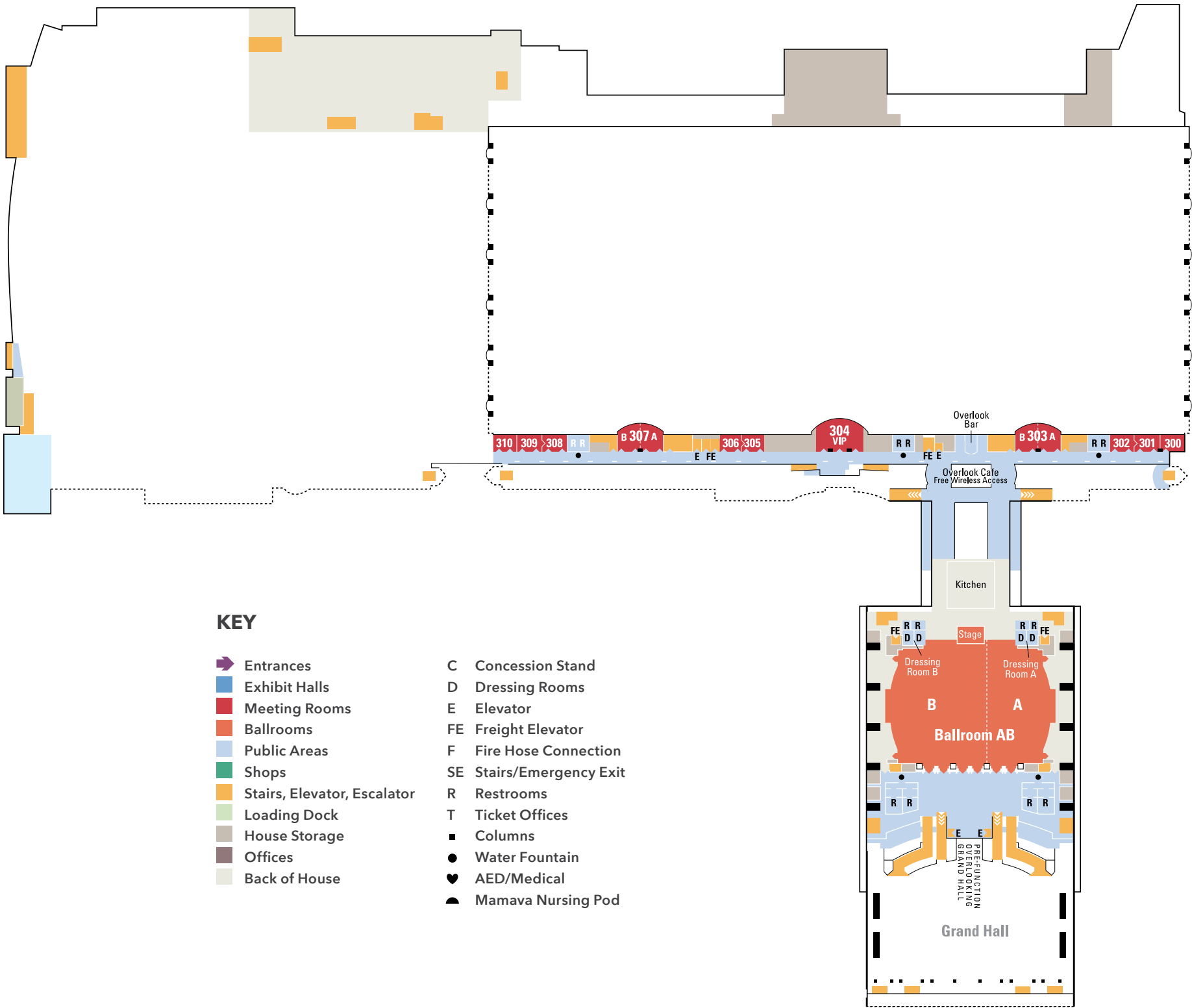
- 31,512 sq ft of ballroom space
- 7,701 sq ft of pre-function space
- Air walls to divide the room
- Permanent stage
- A/V balcony
- Dressing rooms
- Banquet kitchen



300 LEVEL MEETING ROOMS								
Meeting Room	Gross sq ft	Width	Length	Ceiling Height	Banquet	Class Room	Theater	Hollow Square
300	500	25'	20'	8'6"	30	24	50	16
301	580	29'	20'	8'6"	30	24	48	24
302	580	29'	20'	8'6"	30	24	48	24
303-A	810	26'	27'	8'6"	40	40	94	24
303-B	810	26'	27'	8'6"	40	40	94	24
303-AB	1,431	54'	27'	8'6"	80	100	204	40
304 (VIP)	1,624	56'	29'	8'6"	100	112	244	48
305	520	26'	20'	8'6"	30	24	50	16
306	520	26'	20'	8'6"	30	24	50	16
307-A	810	26'	27'	8'6"	40	40	94	24
307-B	810	26'	27'	8'6"	40	40	94	24
307-AB	1,431	53'	27'	8'6"	80	100	204	40
308	580	29'	20'	8'6"	30	24	59	24
309	580	29'	20'	8'6"	30	24	59	24
310	286	22'	13'	8'6"	20	16	31	16

BALLROOM AB ABOVE 200 LEVEL							
Room	Gross sq ft	Width	Length	Ceiling Height	Banquet	Class Room	Theater
Ballroom A	11,620	67'	156'	24' low	744**	576	1,092
Ballroom B	18,330	107'	156'	42' high	1,140**	1,160	1,881
Ballroom AB	31,512	202'	156'	42' high	2,000**	1,500	2,973
Stage	34'W x 24' D						

Capacities shown are maximum with no furniture or equipment.  
These numbers do not account for A/V equipment or staging that may impact the capacity.  
\*\* At 6 ft. rounds with 12 seats per table



See our interactive floor plans at [discoverPHL.com/floorplans](https://discoverPHL.com/floorplans)





## TERRACE BALLROOM THE SIZE OF A FOOTBALL FIELD? IT'S KIND OF A BIG DEAL.

**Book one of the  
largest convention  
center ballrooms on  
the East Coast for:**

- 55,408 sq ft of flexible, partitionable ballroom space that accommodates up to 4,700 attendees
- 15,411 sq ft of pre-function space



400 LEVEL TERRACE BALLROOM							
Room	Gross sq ft	Width	Length	Ceiling Height	Banquet	Class Room	Theater
I	18,216	147'	115'	36' low	960**	788	1,470
II	9,488	147'	60'	36' low	480**	528	872
III	9,488	147'	60'	36' low	480**	528	872
IV	18,216	147'	115'	36' low	960**	788	1,470
Total	55,408	147'	349'	36' low	3,120**	2,880	5,040

Capacities shown are maximum with no furniture or equipment.  
These numbers do not account for A/V equipment or staging that may impact the capacity.  
\*\* At 6 ft. rounds with 12 seats per table



- KEY
- Entrances

Exhibit Halls

Meeting Rooms

Ballrooms

Public Areas

Shops

Stairs, Elevator, Escalator

Loading Dock

House Storage

Offices

Back of House

Concession Stand

Dressing Rooms

Elevator

Freight Elevator

Fire Hose Connection

Stairs/Emergency Exit

Restrooms

Ticket Offices

Columns

Water Fountain

AED/Medical

Mamava Nursing Pod

See our interactive floor plans at [discoverPHL.com/floorplans](https://discoverPHL.com/floorplans)





NOTES

BRILLIANT  
VISIONS

BELONG HERE.





# BRILLIANT VISIONS BELOW HERE.

NOTES





FRANKLY  
PHILA  
DELPHIA



**PHLCVB**  
Philadelphia Convention  
& Visitors Bureau



 **Pennsylvania  
Convention Center**  
PHILADELPHIA

AN  MANAGED FACILITY

**PHLCVB 215-636-3300 | [discoverPHL.com](http://discoverPHL.com) | Pennsylvania Convention Center Authority/ASM Global 215-418-4700 | [PAconvention.com](http://PAconvention.com)**



**/discoverPHL**



**@discoverPHL**



**@discover\_PHL**

*Photo credits:* Nick Lang, Chris Cooper, Paul Loftland and Bryan Dale.  
Indego Bikes photo courtesy of Visit Philadelphia and Mural photo courtesy of Mural Arts.

FPO  
Printer's  
logo

10.2019 / 3000



# ENOUGH ROOMS FOR WIGGLE ROOM.

LESS THAN A 5-MINUTE WALK	
Hotel	Rooms
Marriott Philadelphia Downtown	1,408
Loews Philadelphia	581
The Notary Hotel, Autograph Collection	499
Element Philadelphia (Opening 2020)	460
Residence Inn Philadelphia Center City	324
The Ritz-Carlton Hotel, Philadelphia	301
W Philadelphia (Opening 2020)	295
Hilton Garden Inn Philadelphia - Center City	279
Hampton Inn Philadelphia Convention Center	250
Home2 Suites Philadelphia Center City	248
Canopy by Hilton (Opening 2020)	236
Comfort Inn Arch Street (Opening 2020)	220
Le Méridien Philadelphia	202
Aloft Philadelphia Downtown	179
Mainstay Suites/Ascend Hotel Collection (Opening 2019)	118
Best Western Plus Philadelphia Convention Center Hotel	107
Four Points by Sheraton Philadelphia - Center City	92
Days Inn Philadelphia Convention Center	60
ROOST East Market	60
Sleep Inn - Center City	42
Other Hotel Rooms	5
TOTAL ROOMS WITHIN A 5-MINUTE WALK	5,966

5-10 MINUTE WALK	
Hotel	Rooms
Philadelphia 201 Hotel	757
DoubleTree by Hilton Philadelphia - Center City	481
Sonesta Philadelphia	439
The Logan Philadelphia Curio Collection by Hilton	391
Hyatt Centric Hotel Philadelphia (Opening 2020)	332
Sofitel Philadelphia	306
The Westin Philadelphia	294
Embassy Suites Hotel Philadelphia - Center City	288
Club Quarters Philadelphia	275
Kimpton Hotel Palomar Philadelphia	230
Cambria Hotel & Suites	223
Four Seasons	219
The Windsor Suites	195
The Bellevue Hotel	172
Holiday Inn Express Midtown	168
Fairfield Inn & Suites Philadelphia Downtown	119
The Inn at the Union League of Philadelphia	84
Rodeway Inn Center City Philadelphia	44
Urban Perch	30
ROOST Midtown	28
The Independent Hotel	24
The Racquet Club of Philadelphia	13
Other Hotel Rooms	81
TOTAL ROOMS WITHIN A 10-MINUTE WALK	11,159

11-15 MINUTE WALK	
Hotel	Rooms
Wyndham Philadelphia Historic District	364
Warwick Hotel Rittenhouse Square	301
Kimpton Hotel Monaco Philadelphia	268
Pod Philly Hotel	252
Renaissance Philadelphia Downtown Hotel	152
The Rittenhouse	118
AKA Rittenhouse	78
Alexander Inn	48
ROOST Rittenhouse	27
Rittenhouse 1715, A Boutique Hotel	23
Morris House Hotel	15
TOTAL ROOMS WITHIN A 15-MINUTE WALK	12,805

16-25 MINUTE WALK	
Hotel	Rooms
Philadelphia Marriott Old City	364
Hilton Philadelphia at Penn's Landing	350
Holiday Inn Express Philadelphia Penn's Landing	184
Penn's View Hotel	51
Best Western Plus Independence Park Hotel	36
TOTAL ROOMS WITHIN A 25-MINUTE WALK	13,790

7-MINUTE DRIVE	
Hotel	Rooms
Sheraton Philadelphia University City	332
Hilton The Inn at Penn	245
The Study at University City	212
Homewood Suites by Hilton University City	136
AKA University City	133
TOTAL ROOMS WITHIN A 7-MINUTE DRIVE	14,611

10-MINUTE DRIVE	
Hotel	Rooms
Courtyard Philadelphia City Avenue	333
Hilton Philadelphia City Avenue	207
Homewood Suites by Hilton Philadelphia City Avenue	122
TOTAL ROOMS WITHIN A 10-MINUTE DRIVE	15,510

FPO  
Printer's  
logo  
10.2019 / 3000

# BIG CITY. SHORT WALK.

FRANKLY  
PHILA  
DELPHIA

Discover iconic attractions, eateries and tons of hotels within a 15-minute stroll from the Pennsylvania Convention Center.







# NOTES



